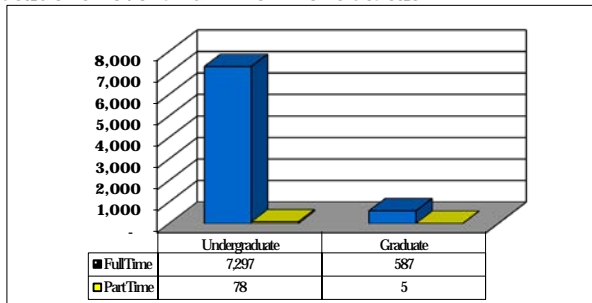


*UC Merced opened September 5, 2005, as the 10th campus in the University of California system and the first American research university of the 21st century. The campus significantly expands access to the UC system for students throughout the state, with a special mission to increase college-going rates among students in the San Joaquin Valley. It also serves as a major base of advanced research and as a stimulus to economic growth and diversification throughout the region. The university is expected to grow rapidly with a goal of reaching 10,000 students by 2020.*

## Student Characteristics (Fall 2017) [More](#)

**TOTAL NUMBER OF STUDENTS** 7,967

### Student Level and Enrollment Status



### UNDERGRADUATE PROFILE

**Total** 7,375

#### Gender

Women	3,777	51.2%
Men	3,598	48.8%
Decline to State	32	0.4%

#### Race/Ethnicity

African American / Black	340	5.0%
American Indian / Alaskan Native	12	0.2%
Asian	1,462	21.5%
Hispanic	3,928	57.6%
Pacific Islander	50	0.7%
White	755	11.1%
2 or more races	240	3.5%
International	545	7.4%
Race/Ethnicity Unknown	43	0.6%

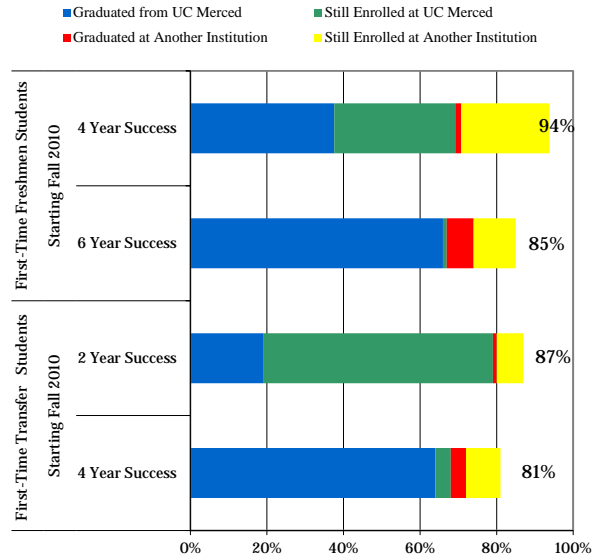
#### Geographic Distribution

California	7,348	99.6%
Other States	20	0.3%
Other Countries	7	0.1%

#### Age

Average Age	20
Percent of Undergraduates Age 25 or Older	2%

## Undergraduate Success & Progress Rates [More](#)



**A 85% six-year success and progress rate means that 85% of students starting in Fall 2010 either graduated or are still enrolled at a higher education institution six years later.**

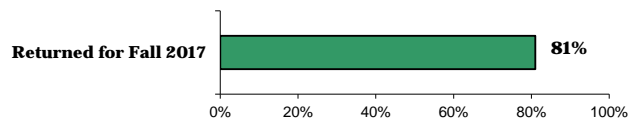
Counts for the Fall 2010 entering class shown in the graph above.

- 1,341 First-Time Freshmen
- 209 First-Time Transfer Students

### 2016-17 Graduates' Average Time to Degree

**First-Time Freshman Students:  
8.84 enrolled semesters (4.42 years)**

### Retention of Fall 2016 First-Time, Full-Time Freshmen

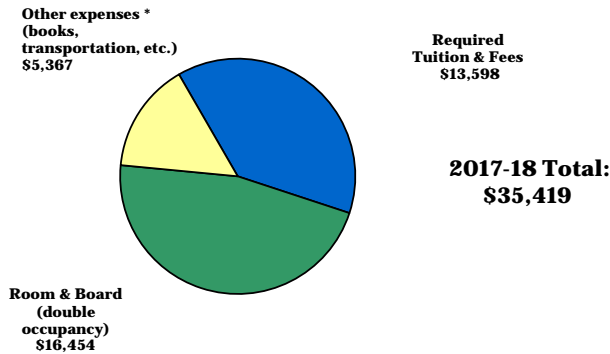


## UC Merced Profile

Choosing the right college to attend is an important personal decision. Among the factors that college-seeking students and their families consider in their decision-making are size and characteristics of student population, the academic success and progress rates of current students, faculty contact, educational and research opportunities, costs/financial assistance, social/recreational opportunities, location, and campus resources. This document provides information in a similar format to other campus profiles for ease in comparing colleges across the country. We hope that this helps prospective students find the colleges that match their interests and abilities plus personal and educational goals.

**Cost of Attendance & Financial Aid** [More](#)

**Typical Undergraduate Cost per Year without Financial Aid (Full-Time, In-State Students Living On Campus)**



\*Includes student health insurance which can be waived if student is covered by another health plan.

[CLICK HERE to get a financial aid package estimate.](#)

[CLICK HERE for more details on 2016-17 Tuition and Fees.](#)

**Financial Aid Awarded to Undergraduates**

**Overall Financial Aid**

• 89% of Fall 2017 UC Merced undergraduates were awarded financial aid (including student and parent loans); average award was \$25,198.

**Need-Based Grants and Scholarships**

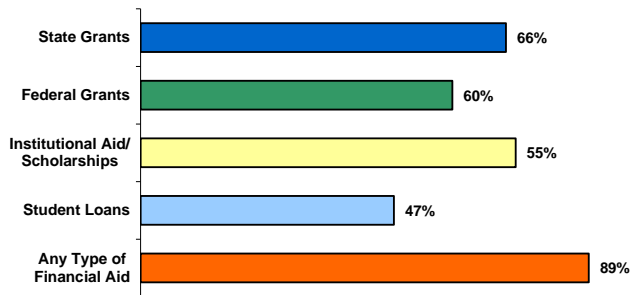
• 88% of Fall 2017 UC Merced full-time undergraduates were awarded income-based grants or scholarships; average award was \$25,176.

• 61% of Fall 2017 UCM undergraduates were designated low income by the Federal government and received federal Pell Grants.

**Loans**

70% of UCM students who graduated in 2016-17 were awarded loans; average loan amount was \$19,551.

**Percent of Fall 2016 First-Time Freshmen Receiving Each Type of Financial Aid**

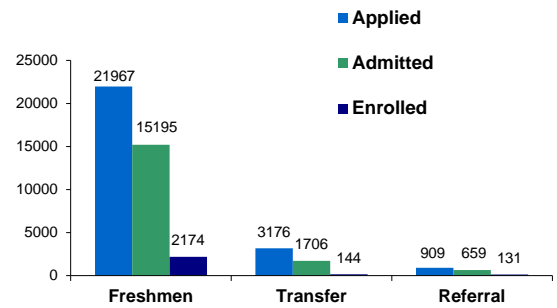


Note: Students may receive aid from more than one source.

Note: Grants and Scholarships are gift aid awards that do not have to be repaid by students.

**Undergraduate Admissions** [More](#)

**Fall 2017 Applicants, Admits and Enrollees**



Referral applicants are UC eligible students who are not admitted to their first choice of campus due to space limitations.

**Test(s) Required for Admission: SAT or ACT**

**Middle 50% of Score Range**

50% of enrolled students have test scores in the following ranges. 25% have scores above and 25% have scores below.

**Entering New Freshman SAT Scores**

Math	450-570
Reading and Writing	460-550

**Middle 50% of Score Range**

Freshman High School GPA (4.4 point scale)	3.3 - 3.8
Transfer Student GPA (4.0 point scale)	2.9 - 3.5

**Areas of Study & Degrees** [More](#)

[UC Merced offers 24 majors and 24 minors.](#)  
[For a complete list](#)  
[CLICK HERE](#)

**Degrees Awarded at UC Merced in 2016-17**

Bachelor's	1296
Master's	29
Doctoral	43
Professional (e.g., Law, Medicine)	0
<b>Total</b>	<b>1,368</b>

**Majors at UC Merced with the Largest Number of Undergraduate Degrees Awarded in 2016-17**

Biological Sciences	22%
Psychology	17%
Management	11%
Mechanical Engineering	9%
Sociology	5%
All other degree areas	36%
<b>Total</b>	<b>100%</b>

## Student Research & Academic Excellence

*The undergraduate experience at UC Merced includes abundant opportunities to interact with world-class faculty and graduate students involved in research in nearly any discipline. The advantage to students who are interested in pursuing graduate or professional school education is extraordinary. Consider the value of classroom experiences that include graduate student participation (as many upper-division courses do) or the numerous opportunities for undergraduates to actively take part in ground-breaking research.*

## Undergraduate Research Opportunities

**Examples of UC Merced undergraduate research programs:**

**Natural Resources/Ecosystems:** Students study the effects of population growth, air quality, fire ecology, resource management and policy, biodiversity and climate change in the nearby Sierra Nevada mountains.

**Cultural impacts:** Students study evolving and competing images of California, agriculture and society, and the role of economics, religion, and the arts in the formation of the individual and societal local, regional and national identities.

**Health Sciences:** Students study how human health links with the health of the environment in such areas as stem cell biology, infectious disease and bioengineering.

Natural Sciences

Health Sciences

Stem Cell Research



## Distinguished Faculty

[More](#)

UC Merced's 374 faculty members have a wide range of interdisciplinary research interests beginning with the campus' signature research centers: the Sierra Nevada Research Institute, the Merced Energy Research Institute, and the Center for Computational Biology. Faculty expertise includes hydrology, solar power technologies, stem cell biology, infectious disease, biodiversity and global climate change, air and water quality, and population health. Partnerships with other UC campuses and with entities such as Lawrence Livermore National Laboratory, Sequoia and Kings Canyon National Parks, and Yosemite National Park enhance education and research at UC Merced.

**40% of Merced seniors have assisted faculty with research or creative projects.**  
(UCUES Survey, 2016)

## Graduate Education

[More](#)

UC Merced is building partnerships with Yosemite National Park, Sequoia/Kings Canyon National Parks and Lawrence Livermore National Laboratory.

Providing students with innovative projects and hands-on experience are central themes in the approach to learning at UC Merced. Students are invited to explore emerging areas of knowledge and have unparalleled access to UC Merced's distinguished faculty and state-of-the-art facilities.

## Library Resources

[More](#)

A research library for the 21<sup>st</sup> century, the UC Merced Library is a student hub and the heart of the campus. Equipped with nearly 1000 seats, the Library provides access to 80,000 online journals, 550 databases and 1 million print and digital books. The on-site collection is supplemented by ready access to the entire University of California collection of approximately 39 million volumes which includes 3.3 million books in digital full-text format. The Library works closely with faculty and other campus community members to provide targeted research instruction and has worked to both curate and create multiple digital collections. Wireless connectivity throughout the library building allows users to access the entirety of the online information resources provided by the UC Merced Library.

## Research Centers & Institutes

[More](#)

### [Sierra Nevada Research Institute](#)

SNRI experts in the natural sciences, engineering and policy sciences work together to address resource-related questions for the Sierra Nevada and the Central Valley of California, exploring fields like hydrology, fire science, ecology and climate change.

### [Energy Research Institute](#)

Rising energy prices and the impact of fossil fuels on the environment are driving increased research into renewable energy supply systems. UC Merced is developing novel solutions for a reliable, cost-competitive and environmentally friendly energy system. As part of an international community of energy experts, UC Merced is positioned to develop new technologies that challenge the status quo of the current energy economic system.

### [Center for Computational Biology](#)

The Center for Computational Biology (CCB) is a new research and education center at UC Merced. The center sponsors multidisciplinary scientific projects in which biological understanding is guided by computational modeling. The center also facilitates the development and dissemination of undergraduate and graduate course materials based on the latest research in computational biology.

# UC Merced Profile

**The UC Merced Community**

[More](#)

The University of California, Merced is committed to learning, teaching and serving the people of the San Joaquin Valley, California, the nation and the world through excellence in education, research and public service. We strive to provide educational opportunities for all.

- \* We celebrate the spirit of academic excellence and strive to promote our University and its strengths through our daily interactions with students, staff, faculty and the community at large.
- \* We maintain a working and learning environment based on integrity, fairness, cooperation, professionalism and respect.
- \* We are a community comprised of individuals with multiple cultures, lifestyles and beliefs. We celebrate this diversity for the breadth of ideas and perspectives it brings.
- \* We value the creativity of students, staff and faculty and acknowledge both their individual and collaborative achievements.
- \* We encourage health and wellness and strive to develop a sense of environmental responsibility and stewardship among all the members of our community.
- \* We are committed to achieving tolerance in our community. All persons - - faculty, staff and students - - regardless of background or lifestyle should participate and work together in a collegial atmosphere that we strive to make free of any and all acts of discrimination or harassment.
- \* We respect, support and value the civil and respectful expression of individual beliefs and opinions.



**Study at UC Merced**

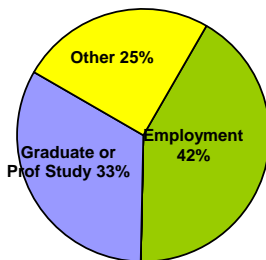
**Classroom Environment**

Student/Faculty Ratio	20 to 1
Undergraduate classes with fewer than 30 students	59%
Undergraduate classes with fewer than 50 students	72%

**Instructional Faculty**

Total Full-time Instructional Faculty	390
% Women Faculty	44%
% Faculty from Minority Groups	30%
% Faculty with Ph.D. or Equivalent	85%

**Post-Graduation Plans of Spring, 2016 Seniors (based on UCUES results)**



[CLICK HERE for information on survey administration, sample and response rates.](#)

**Student Housing**

UC Merced guarantees housing to all new freshmen. **87% of the incoming freshmen in Fall 2017 lived on-campus.**

**Campus Safety**

[More](#)

The UC Merced Police Department provides high-quality, professional crime prevention, protection, and law enforcement services to maintain and promote human safety and the security of property for the Merced campus and its associated locations. The department facilitates the achievement of the academic, research and public service missions of the University through its safety and security programs, protection of individual rights, and reduction of fear of crime. This is accomplished through the direct provision of traditional law enforcement and emergency services and the design and delivery of pro-active educational, outreach and crime prevention programs for a broad and diverse campus.

[CLICK HERE for more information and safety reports](#)



**UC Merced Profile**

## Student Experiences & Perceptions

Students who are actively involved in their own learning and development are more likely to be successful in college. Colleges and universities offer students a wide variety of opportunities both inside and outside the classroom to become engaged with new ideas, people, and experiences. Institutions measure the effectiveness of these opportunities in a variety of ways to better understand what types of activities and programs students find the most helpful.

The following are selected responses from the 2015-16 University of California Undergraduate Experience Survey (UCUES). The questions have been grouped together in categories that are known to contribute to student learning and development. The results reported below are based on the responses of UC Merced seniors who participated in the survey.

[CLICK HERE](#) for information about UCUES methodology and results for the entire UC system.

Satisfaction percentages are a combination of "very satisfied", "satisfied" and "somewhat satisfied" student responses. Student experience percentages are a combination of "very often", "often", "somewhat often" and "occasionally" responses. Students responding "rarely" are excluded.

*Of seniors who replied to the UC Undergraduate Experience Survey in 2016:*

### Group Learning Experiences

- 85% worked outside of class on class projects or studied with classmates
- 34% spent at least 6 hours per week participating in student organizations or clubs
- 86% helped a classmate better understand course material

### Active Learning Experiences

- 89% reported making class presentations
- 85% spent at least 6 hours per week studying or on other academic activities outside of class
- 34% enrolled in at least one independent research course
- 84% participated in a research project or paper as part of their coursework

### Institutional Commitment to Student Learning and Success

- 66% were satisfied with the availability of courses needed for graduation
- 88% reported raising their standards for acceptable effort due to the high standards of a faculty member

### Student Satisfaction

- 73% were satisfied with the value of their education for the price they paid
- 86% were satisfied with their overall academic experience
- 87% would choose to attend this institution again
- 89% feel they belong at UC Merced
- 92% reported that their campus had a strong commitment to undergraduate education

### Student Interaction with Campus Faculty and Staff

- 78% sought academic help from an instructor or tutor
- 79% communicated with the instructor outside of class about issues and concepts derived from a course
- 37% worked with a faculty member on a campus activity other than coursework

## UC Merced Profile



**2017 Alumni Survey**

Of the survey respondents currently employed, 26% are in a job highly related to their undergraduate major, 30% are in a moderately related job, 26% are in a somewhat related job and 18% are in a job not at all related to their major.

Of the survey respondents currently employed, 39% are in a job highly related to their career goals, 29% are in a moderately related job, 18% are in a somewhat related job and 14% are in a job not at all related to their career goals.

According to data from the National Student Clearinghouse, 1,477 (31%) of UCM students who have graduated with a baccalaureate degree continued their education. The majority (36%) enrolled in a master's program and another 7% in a doctorate level program.

Of the students who continued their education, so far 535 (36%) have graduated from a certificate, credential, master's or doctorate program. Degrees earned include 184 (34.4%) master's in science, 114 (21.3%) master's in arts, 29 (5.4%) MBA, 27 (5.0%) master of Social Work, and 25 (4.7%) Doctor of Jurisprudence.

**Learning Outcomes**

*The table below shows how seniors who completed the University of California Undergraduate Experience Survey during Spring 2016 reflected on various abilities between when they were freshman and when they took the survey as seniors. It shows how much students believe they have grown between their freshmen and senior years. Overall, students at UC Merced and at other UC campuses report having grown considerably during their college years. Students at UC Merced and students at other UC campuses report being at similar levels of proficiency during their senior years. In most areas, students at UC Merced rated their freshman skills lower than students at other UC campuses and reported greater growth from freshman to senior year than their counterparts at other UC campuses.*

**Seniors during spring 2016 who began college as freshmen at UC Merced...**

	<b>UC Merced</b>		<b>Other UCs</b>	
	<i>as Freshmen</i>	<i>as Seniors</i>	<i>as Freshmen</i>	<i>as Seniors</i>
Rated their <b>Writing Skills</b> as <i>Good, Very Good, or Excellent</i> :	<b>41%</b>	<b>93%</b>	<b>54%</b>	<b>89%</b>
Rated their <b>Ability to Prepare and Make a Presentation</b> as <i>Good, Very Good, or Excellent</i> :	<b>42%</b>	<b>93%</b>	<b>51%</b>	<b>87%</b>
Rated their <b>Quantitative (Math and Statistical) Skills</b> as <i>Good, Very Good, or Excellent</i> :	<b>41%</b>	<b>83%</b>	<b>53%</b>	<b>75%</b>
Rated their <b>Library Research Skills</b> as <i>Good, Very Good, or Excellent</i> :	<b>33%</b>	<b>89%</b>	<b>38%</b>	<b>83%</b>
Rated their <b>Analytical/Critical Thinking Skills</b> as <i>Good, Very Good, or Excellent</i> :	<b>43%</b>	<b>96%</b>	<b>54%</b>	<b>94%</b>
Rated their <b>Ability to Comprehend Academic Material</b> as <i>Good, Very Good, or Excellent</i> :	<b>41%</b>	<b>94%</b>	<b>49%</b>	<b>92%</b>
Rated their <b>Understanding of a Specific Field of Study</b> as <i>Good, Very Good, or Excellent</i> :	<b>30%</b>	<b>97%</b>	<b>27%</b>	<b>94%</b>
Rated their <b>Understanding of International Perspectives</b> as <i>Good, Very Good, or Excellent</i> :	<b>34%</b>	<b>84%</b>	<b>37%</b>	<b>85%</b>
Rated their <b>Interpersonal Skills</b> as <i>Good, Very Good, or Excellent</i> :	<b>45%</b>	<b>89%</b>	<b>52%</b>	<b>88%</b>
Rated their <b>Leadership Skills</b> as <i>Good, Very Good, or Excellent</i> :	<b>39%</b>	<b>88%</b>	<b>45%</b>	<b>82%</b>

**UC Merced Profile**