




UC Merced Financial Aid Dashboard - Students Served

Up to 95% 
 95% to 97% 
 More than 97% 

| | Fall 2018 | Fall 2019 | % Δ |
|--------------------------------|-----------|-----------|------|
| Total Undergraduates | | | |
| Undergraduate Headcount | 7,881 | 8,151 | ▲ 3% |
| Total Number of Aid Recipients | 7,118 | 7,370 | ▲ 4% |

| New Frosh | | | |
|-------------------------------------|-------|-------|-------|
| Federal Grants | 1,675 | 1,356 | ▼ 19% |
| State Grants | 1,746 | 1,695 | ▼ 3% |
| Institutional Grants & Scholarships | 1,719 | 1,603 | ▼ 7% |
| Loans | 1,060 | 985 | ▼ 7% |
| All Financial Aid | 2,011 | 1,911 | ▼ 5% |

| New Transfers | | | |
|-------------------------------------|-----|-----|-------|
| Federal Grants | 136 | 110 | ▼ 19% |
| State Grants | 101 | 88 | ▼ 13% |
| Institutional Grants & Scholarships | 110 | 106 | ▼ 4% |
| Loans | 88 | 59 | ▼ 33% |
| All Financial Aid | 171 | 162 | ▼ 5% |

| Continuing Frosh | | | |
|-------------------------------------|-----|-----|-------|
| Federal Grants | 392 | 279 | ▼ 29% |
| State Grants | 434 | 340 | ▼ 22% |
| Institutional Grants & Scholarships | 289 | 252 | ▼ 13% |
| Loans | 258 | 190 | ▼ 26% |
| All Financial Aid | 478 | 382 | ▼ 20% |

| | Fall 2018 | Fall 2019 | % Δ |
|-------------------------------------|-----------|-----------|-------|
| Sophomores | | | |
| Federal Grants | 1,313 | 1,201 | ▼ 9% |
| State Grants | 1,362 | 1,543 | ▲ 13% |
| Institutional Grants & Scholarships | 874 | 988 | ▲ 13% |
| Loans | 782 | 765 | ▼ 2% |
| All Financial Aid | 1,550 | 1,733 | ▲ 12% |

| Juniors | | | |
|-------------------------------------|-------|-------|-------|
| Federal Grants | 1,374 | 1,026 | ▼ 25% |
| State Grants | 1,138 | 1,276 | ▲ 12% |
| Institutional Grants & Scholarships | 609 | 715 | ▲ 17% |
| Loans | 642 | 656 | ▲ 2% |
| All Financial Aid | 1,374 | 1,461 | ▲ 6% |

| Seniors | | | |
|-------------------------------------|-------|-------|-------|
| Federal Grants | 1,185 | 917 | ▼ 23% |
| State Grants | 821 | 910 | ▲ 11% |
| Institutional Grants & Scholarships | 524 | 689 | ▲ 31% |
| Loans | 570 | 612 | ▲ 7% |
| All Financial Aid | 1,185 | 1,327 | ▲ 12% |

| Super Seniors* | | | |
|-------------------------------------|-----|-----|-------|
| Federal Grants | 311 | 267 | ▼ 14% |
| State Grants | 76 | 62 | ▼ 18% |
| Institutional Grants & Scholarships | 281 | 285 | ▲ 1% |
| Loans | 185 | 178 | ▼ 4% |
| All Financial Aid | 357 | 369 | ▲ 3% |

| | Fall 2018 | Fall 2019 | % Δ |
|--------------------------------|-----------|-----------|-------|
| Total Graduates | | | |
| Graduate Headcounts | 663 | 696 | ▲ 5% |
| Total Number of Aid Recipients | 91 | 117 | ▲ 29% |

| Masters | | | |
|-------------------------------------|----|----|--------|
| Federal Grants | 4 | 0 | ▼ 100% |
| State Grants | 0 | 0 | |
| Institutional Grants & Scholarships | 0 | 1 | |
| Loans | 11 | 11 | ■ 0% |
| All Financial Aid | 4 | 12 | ▲ 200% |

| Doctorate | | | |
|-------------------------------------|----|-----|--------|
| Federal Grants | 39 | 0 | ▼ 100% |
| State Grants | 0 | 0 | |
| Institutional Grants & Scholarships | 43 | 60 | ▲ 40% |
| Loans | 39 | 47 | ▲ 21% |
| All Financial Aid | 80 | 105 | ▲ 31% |

* Super Seniors are students with more than 120 completed units.